EDFA Model Number Ordering Matrix-North American Market

Fill in the □ boxes with the preferred options from columns

MXA-	5		□		□		□□		□ -		□ X		□□□ -		□□ -		□□ -		□□		- □	
Product Series	Operating Wavelength		Production Type		WDM PON Port Configuration		Output Power (dBm) per port		Exterior		Number of Input Ports		Number of output ports		Output Port Connector type		PON Port Connector type		Power Supply		Daisy Chain Ports +12 dBm ea.	
Model Series	5	1540-1563nm	8	EDFA w/ PON Ports	B	PON Ports: GPON, XGSPON, *NG-PON *see note below	17	17	A	1RU	1	Single Input (without switch)	004	4 ports	LA	LC/APC	LP	LC/UPC	11	110VAC	D	4 Daisy Chain ports
			4	NO WDM PON ports	C	C = Custom PON port configuration	21	21	B	2RU	2	Dual Input (With Switch)	008	08 ports	SA	SC/APC	SP	SC/UPC	22	220VAC	Blank	No Daisy Chain ports
							**	Custom dBm	C	3RU			016	66 ports			LA	LC/APC	48	-48VDC		
							Available Output Power Range: +15 to +23 dBm						032	32 ports			SA	SC/APC	42	-48VDC & 220VAC		
													064	64 ports								

NOTE: PON ports support G-PON, XGS-PON, NG-PON (25G or 50G) *25G/50G PON wavelengths of 1286, 1342 & 1358nm for (ITU-T G.9804.3 Amd.1 for wavelength Option 3).

Please consult with your Maxcom Rep for ordering options, *Note - Some options only available of certain chassis or models

*Notes:

Output Monitor port - Included
Adjustable Output feature - Included
Dual Hot Swappable Power Supplies - Included
SNMP - Web GUI access- Included

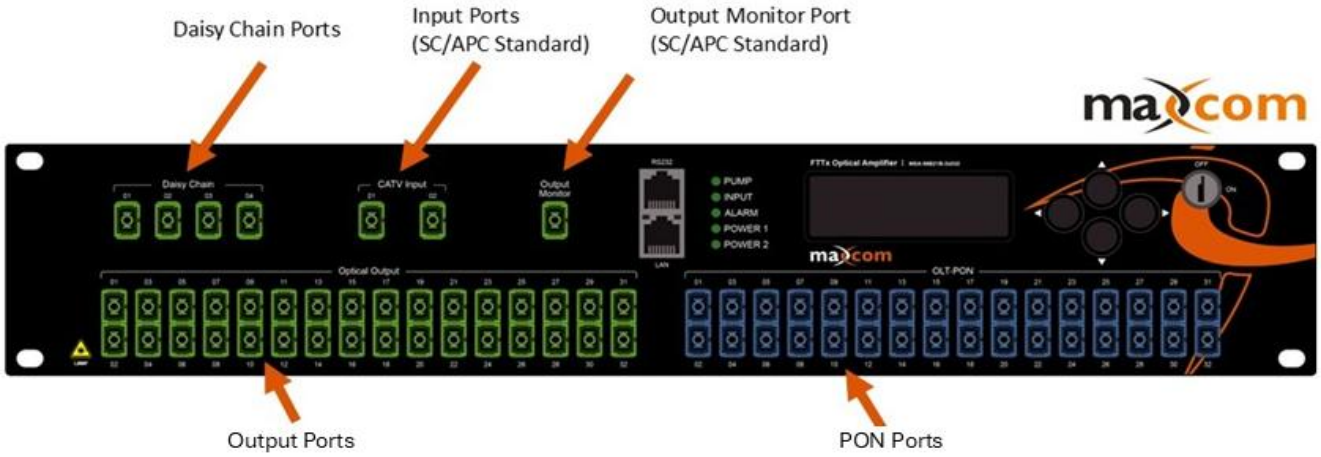

Example Illustrations of various configurations of EDFA's available

1RU

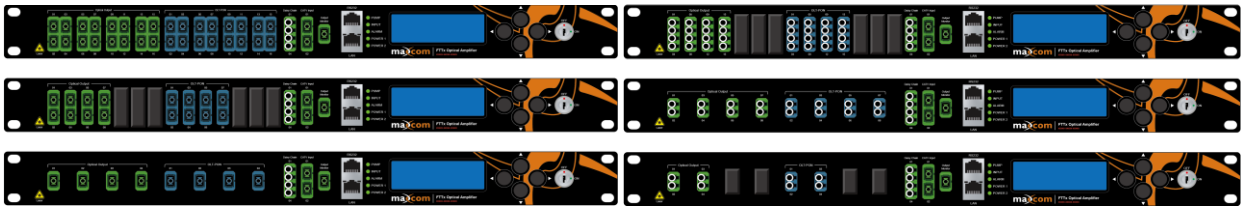

2RU

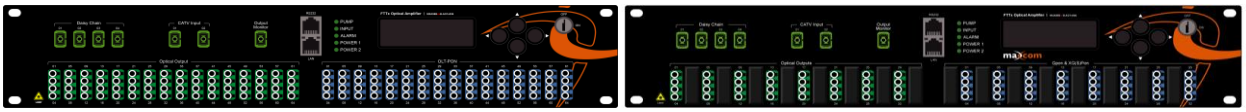

3RU



Connector types and combinations may be choosen by Customer
Output ports my choose: SC/APC or LC/APC
PON ports may choose SC/UPC or SC/APC, LC/UPC or LC/APC

Maxcom Corporation • 877-330-5333 • 209-339-2333 Support@maxcomcorp.com •
Orangevale, California, USA

www.maxcomcorp.com

1-877-330-5333

www.maxcomcorp.com